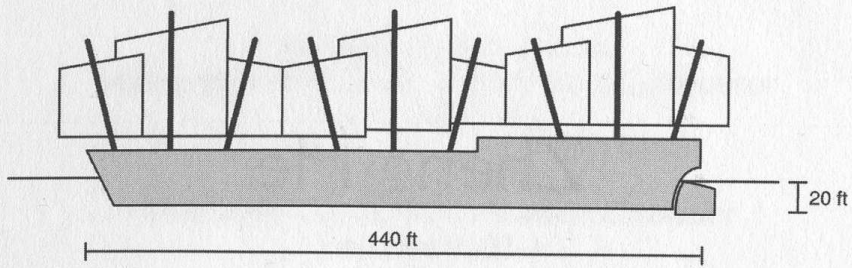
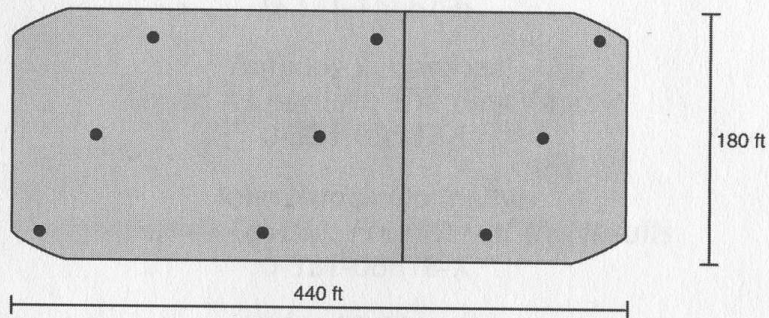


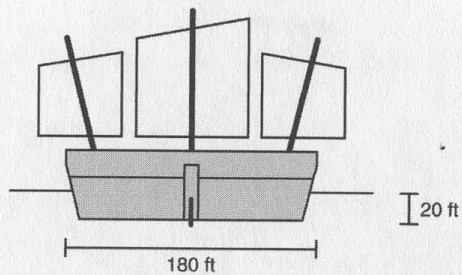
Port Elevation, length in proportion to draught



Beam, in proportion to length



Aft elevation, showing beam in proportion to draught



The actual appearance of Zheng He's treasure ships is unknown, but this drawing illustrates the dimensions reported in the sources, along with the possible off-center and off-vertical arrangement of the nine masts. With their broad beams and flat bottoms, the treasure ships would have resembled enormous river barges rather than true oceangoing ships.

Edward L. Dreyer

Zheng He

*China and the Oceans in the
Early Ming Dynasty, 1405–1433*

The Library of World Biography

Series Editor: Peter N. Stearns



New York Boston San Francisco
London Toronto Sydney Tokyo Singapore Madrid
Mexico City Munich Paris Cape Town Hong Kong Montreal